



DECNORD
LUXPANELS

LED INSTALLATION MANUAL


5 steps

NECESSARY TOOLS



A

Drill



B

10 mm drill bit




C

Pencil

D


1



Pick a tile on which you plan to install the LED light

2

Use the stencil included in the package to mark the holes for mounting the light




3


Drill the holes

4

Place the wire through the middle hole and then the LED light on the panel



5



Enjoy